


Quick Stats

Citi Code	N6Y5	FE fundinfo Crown Rating		Price Date	26.08.2020
ISIN Code	LU0181864389	Morningstar Analyst Rating		Mid Price	\$526.37 (\$+0.12)
SEDOL Code		Dividends Per Annum	1	Bid Price	
Sector	Equity - Small Cap USA	YTD Return	10.78%	Offer Price	
Benchmark	Russell 2500 Growth TR....	Yield		Pricing Frequency	Daily
Domicile	Luxembourg	Type	Accumulation	Launch Date	17.03.2004
Legal Structure	SICAV	Factsheet Frequency	12 per year	ISA	
Fund Size	\$1,482.3M as at 26.08.2020	Fund Currency	USD (US Dollars)	Top 10 Activity	

Fund Objective

Capital Appreciation.

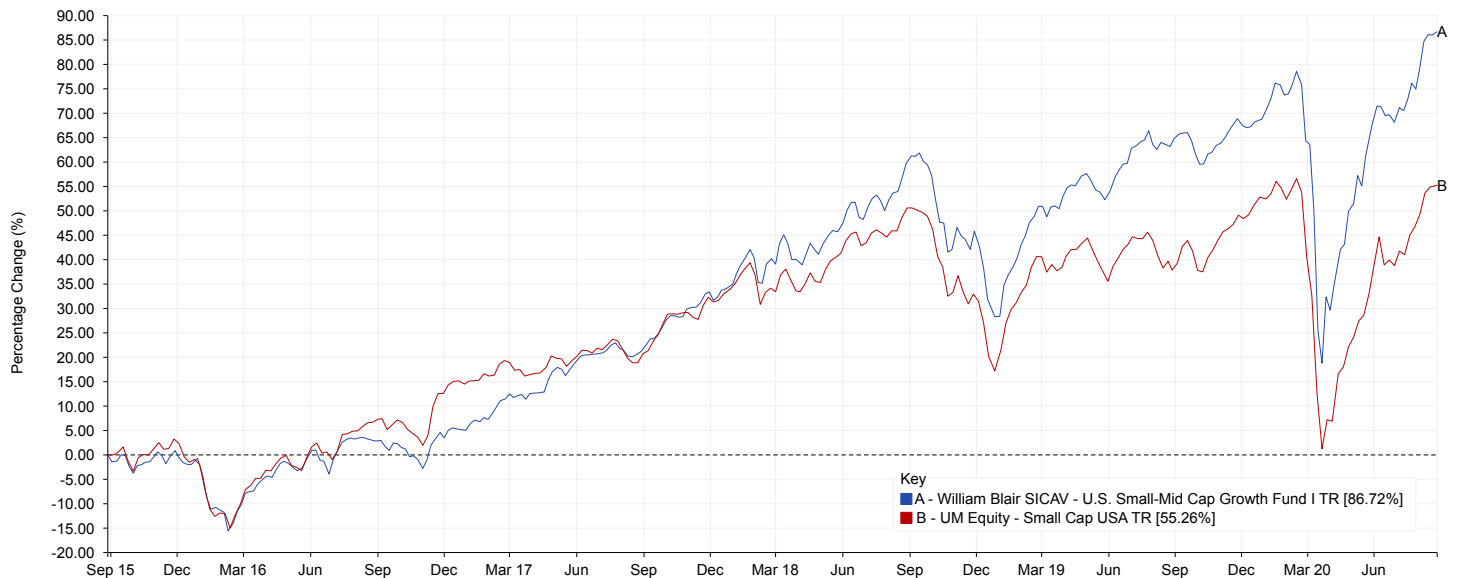
Purchase & Other Information

Min. Investment	\$1000000
Min. Top-up	
Standard Initial Charge	0.00%
AMC	1.50% - max.
OCF	1.62% as at 31.12.2019
Compliant	Transparent for Austrian Tax, UCITS V Compliant
Dividend Date	
For Sale In	Austria, Switzerland, Germany, Denmark, Spain, Finland, France, United Kingdom, Ireland, Liechtenstein, Luxembourg, Norway, Singapore, Sweden

Manager Information

Name	Since	Biography
Robert Lanphier (Co-manager)	17.03.2004	Robert Lanphier is a principal of William Blair & Company, L.L.C., has been with the Firm since 1987. Rob co-founded the Mid Cap Growth Team Strategy in 1997 and the Small-Mid Cap Growth Team strategy in 1998, and he currently serves as a portfolio manager on both strategies. Rob has extensive experience in the industrials sector and currently leads our industrials sector research team. Prior to joining William Blair & Company, he was with Emerson Electric Corporation for nearly six years. He graduated from Purdue University and finished M.B.A. at Northwestern University Kellogg Graduate School of Management.
Dan Crowe (Co-manager)	01.11.2015	No biography available.
Jim Jones (Co-manager)	01.09.2019	No biography available.

Performance Chart in (USD)



27.08.2015 - 26.08.2020 Powered by data from FE fundinfo

Cumulative Performance (USD)

	3 Months	6 Months	1 Year	3 Years	5 Years
Fund	12.71%	12.32%	14.78%	55.03%	89.98%
Sector	14.85%	7.01%	12.63%	30.57%	58.57%
Relative to Sector	-1.86%	4.96%	1.91%	18.73%	19.80%
Rank in Sector*	39 / 65	18 / 64	25 / 63		
Fund Quartile*	3	2	2	N/A	N/A

Discrete Annual Performance to Last Quarter End (USD)

	0-12m	12m-24m	24m-36m	36m-48m	48m-60m
Fund	5.29%	8.88%	22.41%	21.52%	-3.53%
Sector	-2.17%	-2.07%	9.51%	16.57%	-14.84%
Relative to Sector	7.63%	11.19%	11.78%	4.25%	13.29%
Rank in Sector*	15 / 58				
Fund Quartile*	1	N/A	N/A	N/A	N/A

Performance by Calendar Year in (USD)

	YTD	2019	2018	2017	2016
Fund	10.78%	29.71%	-2.84%	27.98%	5.87%
Sector	2.06%	27.68%	-10.65%	16.43%	16.52%
Relative to Sector	8.55%	1.59%	8.74%	9.92%	-9.14%
Rank in Sector*	17 / 64	17 / 55			
Fund Quartile*	2	2	N/A	N/A	N/A

Fund Price Movement (USD)

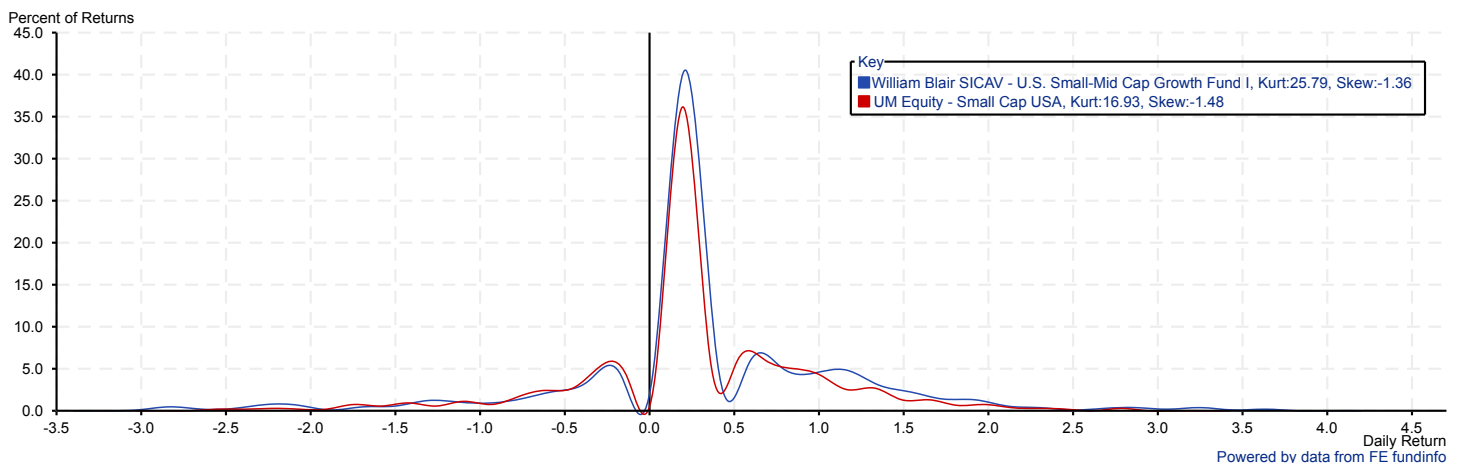
12 Month High	526.38 (US Dollars)	12 Month Low	321.20 (US Dollars)
---------------	---------------------	--------------	---------------------

Annualised Ratios Over 36 Months

	Alpha	Beta	Sharpe	r2	Volatility
Fund	7.07	0.93	0.49	0.85	20.17
Fund Quartile*	N/A	N/A	N/A	N/A	N/A

*Ranks & quartiles shown are for the primary share class William Blair SICAV - U.S. Small-Mid Cap Growth Fund R

Daily Distribution of Returns Over 3 years



Powered by data from FE fundinfo

Top 10 Holdings as at July 31, 2020

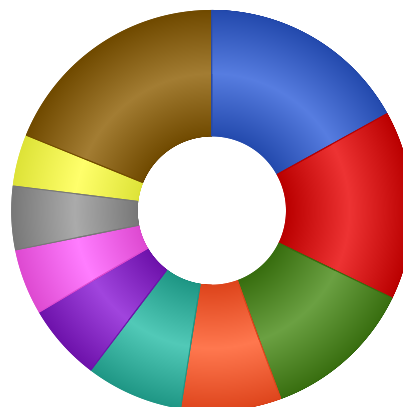
Rank	Change	Name	%
1	►	HORIZON THERAPEUTICS PLC	3.30
2	►	BWX TECHNOLOGIES INC	2.83
3	►	GRAND CANYON EDUCATION INC	2.74
4	■	PENUMBRA INC	2.19
5	▲	ENCOMPASS HEALTH CORP	2.13
6	►	TREX COMPANY	2.10
7	▼	MARTIN MARIETTA MATERIALS INC	2.09
8	►	ETSY INC	2.09
9	▼	NICE LTD	2.05
10	▼	ZYNGA INC	1.92
Top 10 total percentage weighting			23.44



▼ Faller ▲ Riser ► No Change ■ New Entry

Sector Weightings as at July 31, 2020

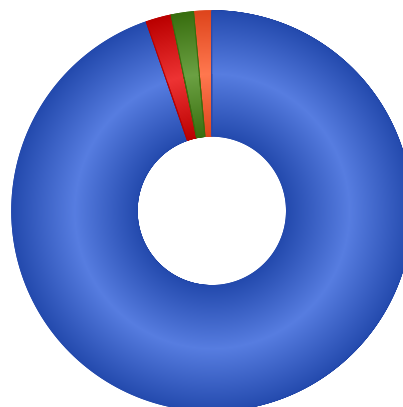
Rank	Change	Name	%
1	►	TELECOM, MEDIA & TECHNOLOGY	16.96
2	►	SERVICES	15.22
3	►	HEALTHCARE & MEDICAL PRODUCTS	12.21
4	▲	HARDWARE	8.09
5	▼	INDUSTRIALS	7.83
6	►	DISTRIBUTORS	6.21
7	▲	HEALTH CARE	5.31
8	▼	FINANCIAL SERVICES	5.10
9	▼	BUILDING & CONSTRUCTION	4.19
10	►	OTHERS	18.85



▼ Faller ▲ Riser ► No Change ■ New Entry

Region Weightings as at July 31, 2020

Rank	Change	Name	%
1	►	NORTH AMERICA	94.68
2	►	MIDDLE EAST/ AFRICA	2.05
3	▲	MONEY MARKET	1.80
4	▼	IRELAND	1.46

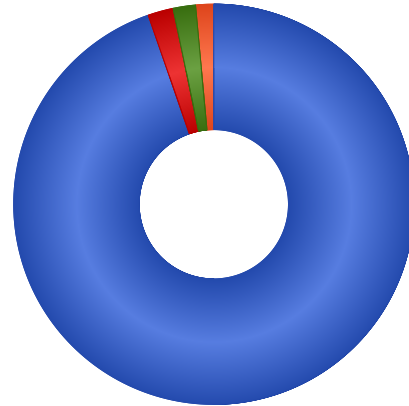


▼ Faller ▲ Riser ► No Change ■ New Entry

Asset Weightings as at July 31, 2020

Rank	Change	Name	%
1	▶	NORTH AMERICAN EQUITIES	94.68
2	▶	INTERNATIONAL EQUITIES	2.05
3	▲	MONEY MARKET	1.80
4	▼	IRISH EQUITIES	1.46


▼ Faller ▲ Riser ▶ No Change ■ New Entry



Currency Weightings as at July 31, 2020

Rank	Change	Name	%
1	▶	US DOLLAR	100.00

▼ Faller ▲ Riser ▶ No Change ■ New Entry



FinaMetrica Asset Weightings as at July 31, 2020

Rank	Name	%
1	GROWTH	98.19
2	DEFENSIVE	1.80

